




HOLDS

CLIMBING HOLDS & VOLUMES CATALOGUE







## TECHNICAL INFORMATION

### THE MATERIALS

- We use two materials for our climbing holds:
- **POLYURETHANE:** This material is both light and resistant to impact forces. We offer a different choice of colours: bright fluorescent ('fluo') ones.
  - **POLYESTER:** This is the traditional resin used for climbing holds. The touch is dry and the holds are resistant to abrasion.

### THE HOLDS COLOURS

We offer a vast selection of colours.

PE POLYESTER	PU POLYURETHANE	
		
Blue (RAL 5015)	Blue (RAL 3020)	Yellow (PANTONE 116C)
		
Fluo Pink (PANTONE 806C)	Fluo Orange (PANTONE 805C)	Fluo Green (PANTONE 802C)
		
Purple (RAL 4008)	Green (RAL 6002)	Black (RAL 9005)
		
Grey (RAL 7001)		

PE ONLY

### QUALITY AND CERTIFICATIONS

- **EPS - EXPLOSION PROOF SYSTEM**  
The EPS system is a patented technology developed by ENTRE-PRISES. If a bolt-on hold should develop a crack or break across the fixing hole, the hold will remain in place connected together by the metal EPS component and the pieces will not fall. This system is implemented on all large volume PE holds.
- **EN 12572-3: HOLDS CERTIFICATION**  
All Entre-Prises holds comply with the European standard for climbing holds. Rigorous tests are randomly carried out on the sets of holds.
- **EN 1176-1: PLAYGROUND CERTIFICATION**  
Entre-Prises offers a large range of holds that are certified to comply with the European standard for playgrounds. They can be used by children older than 2 years.

### MAINTENANCE

The climbing holds must be cleaned regularly. Simply wash with warm water and a stiff brush. Do not use any solvent detergent that could weaken the hold. A damaged climbing hold cannot be repaired.





## FIXINGS

Here are most of the fixing tools we can provide you and their recommended use.

To help you choose the right screws, you can refer to the “recommended screws” section that is specified in each product description. Please note that this is not exhaustive information and screw size may vary depending on the thickness of your wall.

REF.	NAME	RECOMMENDED USE	
<b>BOLTS &amp; SCREWS</b>	EQ877	CHC bolts M10*35	Full thread - For indoor bolt-on holds
	EQ878	CHC bolts M10*50	Full thread - For indoor bolt-on holds
	EQ879	CHC bolts M10*70	Full thread - For indoor bolt-on holds
	EQ880	CHC bolts M10*100	Full thread - For indoor bolt-on holds
	EQ881	CHC bolts M10*120	Standard - For indoor bolt-on holds
	EQ888	CHC bolts M10*140	Standard - For indoor bolt-on holds
	EQ882	CHC bolts M10*160	Standard - For indoor bolt-on holds
	EQ883	CHC bolts M10*180	Standard - For indoor bolt-on holds
	EQ002	FHC bolts M10*35	For indoor bolt-on holds
	EQ001	FHC bolts M10*50	For indoor bolt-on holds
	EQ003	FHC bolts M10*70	For indoor bolt-on holds
	EQ683	FHC bolts M10*100	For indoor bolt-on holds
	EQ684	FHC bolts M10*120	For indoor bolt-on holds
	EQ890	FHC bolts M10*140	For indoor bolt-on holds
	EQ891	FHC bolts M10*160	For indoor bolt-on holds
	EQ892	FHC bolts M10*180	For indoor bolt-on holds
	EQ006	FHC bolts M10*35 STAINLESS STEEL	For outdoor bolt-on holds
	EQ005	FHC bolts M10*50 STAINLESS STEEL	For outdoor bolt-on holds
	EQ007	FHC bolts M10*70 STAINLESS STEEL	For outdoor bolt-on holds
	EQ012	Wood screws 5*40	Use only on wood walls for anti-rotation and screw-on holds
EQ024	Wood screws 5*70	Use only on wood walls for screw-on volumes	
EQ825	FHC tamper-proof bolts M10*35 STAINLESS STEEL	For playgrounds or unguarded walls Outdoor use	
EQ820	FHC tamper-proof bolts M10*50 STAINLESS STEEL	For playgrounds or unguarded walls Outdoor use	
<b>INSERTS</b>	EQ100	Anchoring pins EAM 10*40	Use only on concrete walls Indoor use - For FHC bolts
	EQ101	Anchoring pins EAM 10*40 STAINLESS STEEL	Use only on concrete walls - Outdoor use - For FHC Stainless steel bolts
	EQ200	T-nut inserts M10	Use only on wood walls Indoor use For FHC bolts
	EQ201 + EQ023	L-shaped bolt-in inserts M10 + wood screws 4*16	Use only on wood walls Indoor use - For FHC bolts
<b>TOOLINGS</b>	EQ098	Allen key M6	To be used for FHC installation
	EQ889	Allen key M8	To be used for CHC installation
	EQ097	Allen key M6 FACOM in T shape	To be used for FHC installation
	EQ102	Expansion anchor H10	To be used for anchoring pins installation
	EQ821	Allen key for tamper-proof screws	To be used for FHC tamper-proof bolts installation



## OUR INSTALLATION RECOMMENDATIONS

To ensure user safety, the climbing holds require special attention during assembly:

- We recommend the use of a torque wrench set to a maximum of 35 N-M.
- The surface must be flat, unbroken and clean.
- It is essential to use the holes provided for the anti-rotation screws.



Most of our holds are equipped with a dual fixing system that allows the use of different bolts:

- CHC M10 bolts (cylindrical-type)
- FHC M10 bolts (counter-sunk-type)



## DIFFICULTY OF THE ROUTE

To help you in selecting holds, we offer a rating scale for each set.

This is indicative of the complexity of the hold.



## THE SIZE OF THE HOLDS

It depends on their average diameter:

- XS** 0 to 5 cm
- S** 5 to 8 cm
- M** 8 to 11 cm
- L** 11 to 16 cm
- XL** 16 to 22 cm
- XXL** 22 to 30 cm
- A** Mix

## HOW TO CHOOSE HOLDS?

The choice of climbing holds is an important step for the life of your climbing wall.

HERE ARE A FEW TIPS:

### OUTDOOR OR INDOOR USE

For outdoor use, we recommend PolyEster holds.

### QUANTITY

- For bouldering: use between 5 and 15 holds for a boulder 4.5 meters high.
- For lead: use 3 to 4 holds per meter for a hard route, and 6 to 7 holds for an easy route. Also, in order not to saturate your wall, we recommend to keep up a maximum 3 routes per climbing line.



# MENU

**SHAUNA COXSEY** ..... P 8  
Fundamental climbing movements

**ATAMI** ..... P 22  
Waves inspiration

**SIMON** ..... P 28  
Modern climbing style

**ESSENTIALS** ..... P 50  
The essentials for setting up a wall

**PACKS** ..... P 56  
Ready to use routes and bouldering problems

**STONE PULSE** ..... P 60  
The grip and detail of granite

**KIDS** ..... P 66  
Climbing for kids









**TRAINING** ..... P 76  
To reach new heights

**WOOD VOLUMES** ..... P 82  
3 dimensional climbing

**FIBERGLASS MACROS** ..... P 90  
Round off the angles



## ICONS

-  PolyUrethane
-  PolyEster
-  Wood
-  Fibreglass
-  Rating scale
-  SoftTouch Grain
-  Wood screws only
-  Playground Certified







# SHAUNA COXSEY

## Fundamental climbing movements

I am so excited to share the latest set of holds from my range with Entre-Prises. The vision for the latest set is that a routesetter could create an entire circuit with these holds alongside the previous range which is why I was really busy in creating lots of new shapes to add onto the collection!

Continuing the principles from the previous set, these holds are designed to interconnect with each other so setters can create stoppers or improve holds by pairing them together increasing the amount of possibilities for the setter.

It was so good seeing what setters produced with the last range and I am looking forward to what they come up with using this set in 2021!


*Shauna*



**Shauna's Jugs L**

- 3 holds
- L
- Recommended screws: 11 wood screws 5\*40

Ref. EH622




*Shaped by Shauna Coxsey*



**Shauna's Jugs XL**

- 3 holds
- XL
- Recommended screws: 3 bolt 10\*70 or 20 wood screws 5\*40

Ref. EH623




*Shaped by Shauna Coxsey*



**Shauna's Jugs XXL**

- 2 holds
- XXL
- Recommended screws: 1 bolt 10\*50 + 1 bolt 10\*70 or 8 wood screws 5\*40

Ref. EH606



*Shaped by Shauna Coxsey*





**Shauna's Edges S**

- 3 holds
- S
- Recommended screws: 9 wood screws 5\*40

Ref. EH627



*Shaped by Shauna Coxsey*




**Shauna's Edges L**

- 2 holds
- L
- Recommended screws: 6 wood screws 5\*40

Ref. EH604



*Shaped by Shauna Coxsey*



**Shauna's Edges M**

- 3 holds
- M
- Recommended screws: 9 wood screws 5\*40

Ref. EH599



*Shaped by Shauna Coxsey*



**Shauna's Edges L 2**

- 4 holds
- L
- Recommended screws: 13 wood screws 5\*40

Ref. EH612



*Shaped by Shauna Coxsey*



**Shauna's Edges M 2**

- 3 holds
- M
- Recommended screws: 9 wood screws 5\*40

Ref. EH613



*Shaped by Shauna Coxsey*



**Shauna's Edges L 3**

- 3 holds
- L
- Recommended screws: 9 wood screws 5\*40

Ref. EH614



*Shaped by Shauna Coxsey*



### Shauna's Pinches S

- 5 holds
- S
- Recommended screws: 10 wood screws 5\*40

Ref. EH618

PU



Shaped by  
Shauna Coxsey



### Shauna's Pinches XL 2

- 3 holds
- XL
- Recommended screws: 3 bolts 10\*100 or 12 wood screws 5\*40

Ref. EH620

PU



Shaped by  
Shauna Coxsey



### Shauna's Pinches L

- 2 holds
- L
- Recommended screws: 2 bolts 10\*70 or 7 wood screws 5\*40

Ref. EH619

PU



Shaped by  
Shauna Coxsey



### Shauna's Pinches XXL

- 2 holds
- XXL
- Recommended screws: 2 bolts 10\*120 or 6 wood screws 5\*40

Ref. EH629

PU



Shaped by  
Shauna Coxsey



### Shauna's Pinches XL


- 2 holds
- XL
- Recommended screws: 2 bolts 10\*70 or 5 wood screws 5\*40

Ref. EH600

PU



Shaped by  
Shauna Coxsey



### Shauna's Flat XL

- 7 holds
- XL
- Recommended screws: 22 wood screws 5\*40

Ref. EH615

PU




Shaped by  
Shauna Coxsey





### Shauna's Rails M

- 12 holds
- M
- Recommended screws: 34 wood screws 5\*40

Ref. EH634  **PU**




*Shaped by Shauna Coxsey*




### Shauna's Rails XL 2

- 2 holds
- XL
- Recommended screws: 10 wood screws 5\*40

Ref. EH633  **PU**



*Shaped by Shauna Coxsey*



### Shauna's Rails L

- 2 holds
- L
- Recommended screws: 6 wood screws 5\*40

Ref. EH601  **PU**



*Shaped by Shauna Coxsey*



### Shauna's Rails XXL

- 3 holds
- XXL
- Recommended screws: 1 bolt 10\*70 + 2 bolts 10\*100 or 12 wood screws 5\*40

Ref. EH603 **PU**




*Shaped by Shauna Coxsey*



### Shauna's Rails L2

- 2 holds
- L
- Recommended screws: 2 bolts 10\*70 or 8 wood screws 5\*40

Ref. EH626  **PU**



*Shaped by Shauna Coxsey*



### Shauna's Rails XXL 2

- 2 holds
- XXL
- Recommended screws: 2 bolts 10\*70 or 14 wood screws 5\*40

Ref. EH632 **PU**




*Shaped by Shauna Coxsey*



### Shauna's Rails XL

- 2 holds
- XL
- Recommended screws: 10 wood screws 5\*40

Ref. EH602  **PU**



*Shaped by Shauna Coxsey*



### Shauna's Rails XXL 3

- 3 holds
- XXL
- Recommended screws: 3 bolts 10\*100 or 13 wood screws 5\*40

Ref. EH582 **PU**







**Shauna's Slopers L**

- 4 holds
- L
- Recommended screws:  
14 wood screws 5\*40

Ref. EH624



*Shaped by  
Shauna Coxsey*



**Shauna's Slopers XL 3**

- 3 holds
- XL
- Recommended screws:  
1 bolt 10\*100 + 15 wood screws 5\*40

Ref. EH625



*Shaped by  
Shauna Coxsey*



**Shauna's Slopers XL**

- 2 holds
- XL
- Recommended screws:  
7 wood screws 5\*40

Ref. EH605



*Shaped by  
Shauna Coxsey*



**Shauna's Slopers XXL**

- 1 hold
- XXL
- Recommended screws:  
1 bolt 10\*140 or 7 wood screws 5\*40

Ref. EH635



*Shaped by  
Shauna Coxsey*

**Shauna's Slopers XL 2**

- 5 holds
- XL
- Recommended screws:  
5 bolt 10\*100 + 18 wood screws 5\*40

Ref. EH621



*Shaped by  
Shauna Coxsey*



**Shauna's Giga Sloper 1**

- 1 holds
- XXL
- Recommended screws:  
9 wood screws 5\*40

Ref. EH630



*Shaped by  
Shauna Coxsey*



**Shauna's Giga Sloper 2**

- 1 holds
- XXL
- Recommended screws:  
1 bolt 10\*160 or 8 wood screws 5\*40

Ref. EH631



*Shaped by  
Shauna Coxsey*





**Shauna's Triangles L**

- 3 holds
- L
- Recommended screws:  
11 wood screws 5\*40

Ref. EH616



*Shaped by*  
Shauna Coxsey



**Shauna's Triangles XL**

- 3 holds
- XL
- Recommended screws:  
9 wood screws 5\*40

Ref. EH617



*Shaped by*  
Shauna Coxsey







Parisian duo, Bleaujob is route setting in all its facets. From competition to climbing gyms, we were keen to offer a range that would be accessible to as many people as possible.

The shapes are more voluminous and allow 3D climbing, something to play with from beginner to expert.

Atami (wave in Japanese), shoped under «la dent de Crolles», Rhône Alpes, offers a whole range of outstanding shapes.

 **ATAMI**  
Waves inspiration





### Atami Feet XS

- 7 holds
- XS
- Recommended screws:  
13 wood screws 5\*40

Ref. EH637

PU



### Atami Jugs L

- 3 holds
- L
- Recommended screws:  
3 bolt 10\*50 or 12 wood screws 5\*40

Ref. EH640

PU



### Atami Feet S

- 8 holds
- S
- Recommended screws:  
17 wood screws 5\*40

Ref. EH638

PU



### Atami Jugs XL1

- 3 holds
- XL
- Recommended screws:  
3 bolt 10\*100 or 12 wood screws 5\*40

Ref. EH641

PU



### Atami Jugs M

- 4 holds
- M
- Recommended screws:  
15 wood screws 5\*40

Ref. EH639

PU



### Atami Jugs XL2

- 3 holds
- XL
- Recommended screws:  
3 bolt 10\*120 or 12 wood screws 5\*40

Ref. EH642

PU







### Atami Jugs XXL 1

- 2 holds
- XXL
- Recommended screws:  
10 wood screws 5\*40

Ref. EH643

PU



### Atami Jugs XXL2

- 2 holds
- XXL
- Recommended screws:  
2 bolts 10\*120 or 8 wood screws 5\*40

Ref. EH644

PU



### Atami Jugs Giga

- 1 MACRO
- Recommended screws:  
6 wood screws 5\*40

Ref. EH645

PU







Shaper for EP for more than 3 years. Simon continues to expand the Absolute range and is now developing his own range and bringing a wave of originality.

«Shape is a subtle balance between ergonomics and design. inspiration comes from the desire for a technical and comfortable grip. Simple and pure shapes, reflecting a modern climbing style. Forget the superficial, concentrate on the essential. Imagined by the mind, sculpted for reality. For free climbing, for the beauty of movement, for pleasure.»

 **SIMON**  
Modern climbing style





### Simon's Feets S

- 10 holds
- S
- Recommended screws:  
20 wood screws 5\*40

Ref. EH653



### Simon's Triangles XL

- 3 holds
- XL
- Recommended screws:  
1 bolt 10\*100 + 10 wood screws 5\*40

Ref. EH646



### Simon's Edges S

- 5 holds
- S
- Recommended screws:  
10 wood screws 5\*40

Ref. EH651



### Simon's Jugs L

- 4 holds
- L
- Recommended screws:  
4 bolts 10\*100 or 12 wood screws  
5\*40

Ref. EH649



### Simon's Edges M

- 5 holds
- M
- Recommended screws:  
10 wood screws 5\*40

Ref. EH652



### Simon's Jugs XL 1

- 3 holds
- XL
- Recommended screws:  
3 bolts 10\*100 or 9 wood screws 5\*40

Ref. EH647



### Simon's Jugs M

- 5 holds
- M
- Recommended screws:  
5 bolts 10\*70 or 15 wood screws 5\*40

Ref. EH650



### Simon's Jugs XL 2

- 3 holds
- XL
- Recommended screws:  
3 bolts 10\*100 or 12 wood screws  
5\*40

Ref. EH648







# ESSENTIALS

The essentials for equipping a wall








### Essential Feet XS

- 10 holds
- XS
- Recommended screws:  
10 bolts 10\*35 + 10 wood screws 5\*40


Ref. EH362



### Pyramid Feet S

- 10 holds
- S
- Recommended screws:  
7 bolts 10\*50 + 3 bolts 10\*35


Ref. EH574



### Triangle Feet XS

- 20 holds
- XS
- Recommended screws:  
43 wood screws 5\*40


Ref. EH546



### Round Feet S

- 10 holds
- S
- Recommended screws:  
7 bolts 10\*50 + 3 bolts 10\*35

Ref. EH573



### Macro Feet XS

- 20 holds
- XS
- Recommended screws:  
42 Wood screws 5\*40


Ref. EH563



### Organic Feet S

- 10 holds
- S
- Recommended screws:  
2 bolts 10\*35 + 8 bolts 10\*50


Ref. EH571



### Climper Feet XS

- 20 holds
- XS
- Recommended screws:  
40 wood screws 5\*40

Ref. EH550



### Crater Feet S

- 10 holds
- S
- Recommended screws:  
10 bolts 10\*35

Ref. EH572







### Wave Edges S

- 10 holds
- S
- Recommended screws:  
25 wood screws 5\*40

Ref. EH533



### Sharp Edges M

- 5 holds
- M
- Recommended screws:  
13 wood screws 5\*40

Ref. EH560



### Drained Edges M

- 5 holds
- M
- Recommended screws:  
2 bolts 10\*35 + 1 bolt 10\*50  
+ 2 bolts 10\*70

Ref. EH566



### Drained Edges L

- 5 holds
- L
- Recommended screws:  
3 bolts 10\*50 + 2 bolts 10\*70  
+ 3 wood screws 5\*40


Ref. EH567



### Round Edges M

- 10 holds
- M
- Recommended screws:  
10 bolts 10\*35 + 10 wood screws  
5\*40 or 20 wood screws 5\*40

Ref. EH551




### Wing Edges M

- 5 holds
- M
- Recommended screws:  
3 bolts 10\*35 + 5 wood screws 5\*40  
or 13 wood screws 5\*40

Ref. EH579







### Triangle Edges L

- 22 holds
- L
- Recommended screws:  
10 bolts 10\*50 + 24 wood screws 5\*40

Ref. EH377



### Shield Pinches M

- 5 holds
- M
- Recommended screws:  
5 bolts 10\*70 or 15 wood screws 5\*40

Ref. EH589



### Shield Edges XL

- 3 holds
- XL
- Recommended screws:  
2 bolts 10\*50 + 1 bolt 10\*70  
or 12 wood screws 5\*40

Ref. EH583



### Drained Pinches M

- 10 holds
- M
- Recommended screws:  
10 bolts 10\*50 + 10 wood screws 5\*40  
or 20 wood screws 5\*40

Ref. EH549



### Shield Edges XXL

- 2 holds
- XXL
- Recommended screws:  
1 bolt 10\*100 + 1 bolt 10\*120  
or 12 wood screws 5\*40

Ref. EH577



### Kayak Edges XXL

- 3 holds
- XXL
- Recommended screws:  
1 bolt 10\*50 + 2 bolts 10\*70  
or 13 wood screws 5\*40

Ref. EH559




### Bubble Pinches L

- 6 holds
- L
- Recommended screws:  
4 bolts 10\*70 + 2 bolts 10\*100  
+ 6 wood screws 5\*40

Ref. EH564







### Drop Pinches L

- 5 holds
- L
- Recommended screws:  
1 bolt 10\*100 + 3 bolts 10\*120 + 1  
bolt 10\*140 or 19 wood screws 5\*40



Ref. EH581



### Asteroid Pinches XL

- 3 holds
- XL
- Recommended screws:  
2 bolts 10\*70 + 1 bolt 10\*100  
+ 3 wood screws 5\*40

Ref. EH569



### Drop Pinches XL

- 5 holds
- XL
- Recommended screws:  
2 bolts 10\*100 + 1 bolt 10\*120  
+ 1 bolt 10\*140 or 25 wood screws  
5\*40



Ref. EH580



### Whale Pinch XXL

- 1 hold
- XXL
- Recommended screws:  
1 bolt 10\*140 + 1 wood screw 5\*40

Ref. EH570



### Blob Pinches XL

- 3 holds
- XL
- Recommended screws:  
3 bolts 10\*120 or 16 wood screws  
5\*40


Ref. EH576



### Round Pinches XXL

- 5 holds
- XXL
- Recommended screws:  
5 bolts 10\*100 + 10 wood screws 5\*40

Ref. EH556







### Easy Pockets L

- 10 holds
- L
- Recommended screws:  
10 bolts 10\*50 + 10 wood screws 5\*40

Ref. EH125

PE



### Hard Pockets L

- 10 holds
- L
- Recommended screws:  
10 bolts 10\*50 + 10 wood screws 5\*40  
or 20 wood screws 5\*40

Ref. EH552

PU




### Handle Jugs XL


- 10 holds
- XL
- Recommended screws:  
10 bolts 10\*50 + 10 wood screws 5\*40

Ref. EH331

PE







### Flakes Jugs M 1

- 20 holds
- M
- Recommended screws:  
20 bolts 10\*50 + 20 wood screws 5\*40


Ref. EH510



### Flakes Jugs L 1

- 5 holds
- L
- Recommended screws:  
5 bolts 10\*70 + 5 wood screws 5\*40

Ref. EH385



### Flakes Jugs M 2

- 20 holds
- M
- Recommended screws:  
20 bolts 10\*50 + 20 wood screws 5\*40

Ref. EH509



### Flakes Jugs L2

- 10 holds
- L
- Recommended screws:  
10 bolts 10\*70 + 10 wood screws 5\*40


Ref. EH384



### Double Jugs L

- 15 holds
- L
- Recommended screws:  
15 bolts 10\*50 + 15 wood screws 5\*40

Ref. EH313



### Flakes Jugs XL

- 5 holds
- XL
- Recommended screws:  
5 bolts 10\*70

Ref. EH588





### Eclipse Jug XXL

- 1 hold
- XXL
- Recommended screws:  
1 bolt 10\*70 or 5 wood screws 5\*40


Ref. EH584



### Bowl Jug XXL 1

- 1 hold
- XXL
- Recommended screws:  
1 bolt 10\*120 or 5 wood screws 5\*40

Ref. EH590



### Fat Jug XXL

- 1 hold
- XXL
- Recommended screws:  
1 bolt 10\*50 + 1 wood screw 5\*40

Ref. EH515



### Bowl Jug XXL 2

- 1 hold
- XXL
- Recommended screws:  
1 bolt 10\*160 or 6 wood screws 5\*40

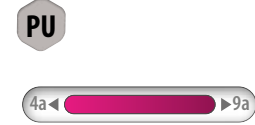
Ref. EH591



### Moon Jugs XXL

- 3 holds
- XXL
- Recommended screws:  
2 bolts 10\*140 + 1 bolt 10\*160  
or 16 wood screws 5\*40

Ref. EH558



### Bowl Jug XXL 3

- 1 hold
- XXL
- Recommended screws:  
1 bolt 10\*70 or 5 wood screws 5\*40

Ref. EH593








### Drop Slopers L

- 5 holds
- L
- Recommended screws:  
20 wood screws 5\*40


Ref. EH592



### Sander's Slopers L

- 10 holds
- L
- Recommended screws:  
10 bolts 10\*70 + 10 wood screws 5\*40

Ref. EH508



### Marc's Slopers XL

- 5 holds
- XL
- Recommended screws:  
4 bolts 10\*70 + 1 bolt 10\*100  
+ 5 wood screws 5\*40  
or 20 wood screws 5\*40

Ref. EH536



### Triangle Slopers XL

- 3 holds
- XL
- Recommended screws:  
1 bolt 10\*140 + 2 bolts 10\*110  
+ 3 wood screws 5\*40  
or 9 wood screws 5\*40

Ref. EH535



### Triangle Sloper XXL

- 1 hold
- XXL
- Recommended screws:  
1 bolt 10\*140 + 1 wood screw 5\*40  
or 3 wood screws 5\*40

Ref. EH539







### Eclipse Slopers XXL

- 3 holds
- XXL
- Recommended screws:  
2 bolts 10\*100 + 1 bolt 10\*70  
+ 3 wood screws 5\*40 or 6 wood screws 5\*40

Ref. EH547



### Drop Sloper XXL 2

- 1 hold
- XXL
- Recommended screws:  
9 wood screws 5\*40

Ref. EH587



### Eclipse Sloper XXL

- 1 hold
- XXL
- Recommended screws:  
1 bolt 10\*100  
or 4 wood screws 5\*40

Ref. EH561



### Drop Sloper XXL 3

- 1 hold
- XXL
- Recommended screws:  
6 wood screws 5\*40

Ref. EH586



### Drop Sloper XXL 1

- 1 hold
- XXL
- Recommended screws:  
1 bolt 10\*160 or 7 wood screws 5\*40

Ref. EH585




### Drop Sloper XXL 4

- 1 hold
- XXL
- Recommended screws:  
6 wood screws 5\*40

Ref. EH654







This range of packs offers sets of different sizes and various holds. According to the type of pack, the holds can be used for bouldering or lead walls. They allow easy route-setting at a lower cost.

Their adaptability is perfect for communities and intensive use.

 **PACKS**  
Ready to use routes  
and bouldering problems






### Chill Out 30

- 30 holds
- A
- Recommended screws:  
30 bolts 10\*70 + 30 wood screws 5\*40

Ref. EH555

PE




### Salathe 3

- 30 holds
- A
- Recommended screws:  
30 bolts 10\*70 + 30 wood screws 5\*40

Ref. EH381

PE




### Chill Out 40

- 40 holds
- A
- Recommended screws:  
40 bolts 10\*70 + 40 wood screws 5\*40

Ref. EH557

PE




### Club 3

- 50 holds
- A
- Recommended screws:  
40 bolts 10\*50 + 10 bolts 10\*70  
+ 50 wood screws 5\*40

Ref. EH148

PE




### Lead Setting 40

- 40 holds
- A
- Recommended screws:  
15 bolts 10\*35 + 25 bolts 10\*50  
+ 40 wood screws 5\*40
- Provided with a route setting Kit

Ref. EH554

PE



### Club 50

- 50 holds
- A
- Recommended screws:  
40 bolts 10\*50 + 10 bolts 10\*70  
+ 50 wood screws 5\*40

Ref. EH332

PE








# STONE PULSE

The grip and detail of granite




### Pulse Feet XS

- 10 holds
- XS
- Recommended screws:  
10 bolts 10\*35 + 10 wood screws 5\*40

Ref. EH526

PE




### Pulse Jugs M

- 8 holds
- M
- Recommended screws:  
8 bolts 10\*50 + 8 wood screws 5\*40

Ref. EH529

PE




### Pulse Feet S

- 15 holds
- S
- Recommended screws:  
15 bolts 10\*50 + 15 wood screws 5\*40

Ref. EH527

PE



### Pulse Jugs XL

- 5 holds
- XL
- Recommended screws:  
5 bolts 10\*70 + 5 wood screws 5\*40

Ref. EH519

PE



### Pulse Edges M

- 7 holds
- M
- Recommended screws:  
7 bolts 10\*50 + 7 wood screws 5\*40

Ref. EH528

PE



### Pulse Pinches M

- 10 holds
- M
- Recommended screws:  
10 bolts 10\*70 + 10 wood screws 5\*40

Ref. EH521

PE







### Pulse Pockets XL

- 5 holds
- XL
- Recommended screws:  
5 bolts 10\*70 + 10 wood screws 5\*40

Ref. EH531

PE




### Pulse Pack

- 30 holds
- A
- Recommended screws:  
30 bolts 10\*50 + 30 wood screws 5\*40

Ref. EH520

PE







The ENTRE-PRISES "Kids" range of soft and ergonomic grips are adapted for the hands of children! These holds can be used to route-set paths on a climbing wall, or build many fun traverses.

Most of them are certified for playgrounds, they guarantee safety for children.

 **KIDS**  
Climbing for kids





### Easy

- 5 holds
- L
- Recommended screws:  
5 bolts 10\*70 + 5 wood screws 5\*40

Ref. EH607

PE



### Intermediate

- 5 holds
- L
- Recommended screws:  
5 bolts 10\*70 + 5 wood screws 5\*40

Ref. EH608

PE



### Challenge

- 5 holds
- L
- Recommended screws:  
5 bolts 10\*70 + 5 wood screws 5\*40

Ref. EH609

PE



### Faces Smiley

- 5 holds
- L
- Recommended screws:  
5 bolts 10\*70 + 5 wood screws 5\*40

Ref. EH610

PE



### Joysticks

- 3 holds
- XL
- Recommended screws:  
5 bolts 10\*70 + 5 wood screws 5\*40

Ref. EH611

PU







### Alphabet

- 26 holds
- M
- Recommended screws:  
26 bolts 10\*50

Ref. EH066



### Kids

- 20 holds
- M
- Recommended screws:  
20 bolts 10\*50 + 20 wood screws 5\*40

Ref. EH074



### Numbers

- 10 holds
- M
- Recommended screws:  
10 bolts 10\*50


Ref. EH067



### Kids 2


- 20 holds
- M
- Recommended screws:  
20 bolts 10\*50 + 20 wood screws 5\*40

Ref. EH323



### Kineduc

- 12 holds
  - M
  - Recommended screws:  
12 bolts 10\*50 + 12 wood screws 5\*40
- Ref. EH380



### Climb-it

- 20 holds
- M
- Recommended screws:  
20 bolts 10\*50 + 20 wood screws 5\*40

Ref. EH129








### Tic

- 20 holds
- M
- Recommended screws:  
20 bolts 10\*50


Ref. EH134



### Instinct 2

- 22 holds
- M
- Recommended screws:  
22 bolts 10\*50 + 22 wood screws 5\*40


Ref. EH355



### Tac

- 10 holds
- M
- Recommended screws:  
10 bolts 10\*50

Ref. EH135



### Pedagogs

- 40 holds
- M
- Recommended screws:  
40 bolts 10\*50 + 10 wood screws 5\*40


Ref. EHN001



### Toe

- 10 holds
- M
- Recommended screws:  
10 bolts 10\*50 + 10 wood screws 5\*40

Ref. EH136



### Didactics

- 50 holds
- M
- Recommended screws:  
50 bolts 10\*50 + 20 wood screws 5\*40

Ref. EHN002







Practice and training enable climbers to grow and develop.

For this, we offer fun, compact hangboards made with the "SoftTouch" texture, specially developed to protect your skin while training.

Campus rungs and wooden balls allow you to progress by introducing new grips and various moves. These tools allow you to work, among others, the strength of your fingers, forearms and biceps.



 **TRAINING**  
To reach new heights





### Campus Sphere M

- 2 holds
- M
- Recommended screws:  
2 bolts 10\*100

Ref. EH545


WOOD



### Campus Crimps

- 4 holds
- 38\*2\*5cm
- Recommended screws:  
16 wood screws 5\*40

Ref. EH542



### Campus Sphere L

- 2 holds
- L
- Recommended screws:  
2 bolts 10\*100

Ref. EH543

WOOD



### Campus Edges

- 4 holds
- 38\*3\*5cm
- Recommended screws:  
16 wood screws 5\*50

Ref. EH541



### Campus Sphere XL

- 2 holds
- XL
- Recommended screws:  
2 bolts 10\*100

Ref. EH544

WOOD



### Campus Jugs

- 4 holds
- 38\*4\*5cm
- Recommended screws:  
16 wood screws 5\*70

Ref. EH540







### Hangtime 2

- 1 board
- 55\*16\*6cm
- Screws included:  
3 wood screws 5\*60


Ref. EA009




### Kineboard

- 1 board
- 60\*20\*12cm
- Screws included:  
4 wood screws 5\*60

Ref. EA007







ENTRE-PRISES offers you a complete range of volumes. They will allow you to create new moves and rethink the geometry of your walls in a simple and effective manner.


The bolt-on holds can be fixed on the surfaces of the volumes as there are numerous threaded inserts.

# WOOD VOLUMES

3 dimensional climbing







**Amon**

- 1 volume
- 40\*40\*20cm
- Recommended screws:  
8 wood screws 5\*70

Ref. EMS079



Available in :




**Gizeh**

- 3 volumes
- 3\*20\*18\*10cm
- Recommended screws:  
8 wood screws 5\*70

Ref. EMS088



Available in :



**Osiris**

- 1 volume
- 40\*35\*20cm
- Recommended screws:  
6 wood screws 5\*70

Ref. EMS069



Available in :



**Isis**

- 1 volume
- 40\*40\*15cm
- Recommended screws:  
4 wood screws 5\*70

Ref. EMS087



Available in :



**Horus**


- 1 volume
- 40\*35\*20cm
- Recommended screws:  
6 wood screws 5\*70

Ref. EMS068



Available in :






### Hathor

- 2 volumes
- 94\*35\*15 & 103\*70\*15cm
- Recommended screws:  
15 wood screws 5\*70

Ref. EMS085



Available in :



### Ramses

- 2 volumes
- 80\*70\*20cm
- Recommended screws:  
18 wood screws 5\*70

Ref. EMS067



Available in :




### Seth

- 2 volumes
- 60\*60\*20 & 55\*45\*20cm
- Recommended screws:  
18 wood screws 5\*70

Ref. EMS086



Available in :




### Cleopatra

- 1 volume
- 116\*40\*32cm
- Recommended screws:  
13 wood screws 5\*70

Ref. EMS066



Available in :




### Sobek

- 1 volume
- 40\*80\*35cm
- Recommended screws:  
12 wood screws 5\*70

Ref. EMS080



Available in :



### Sphinx

- 1 volume
- 80\*77\*33cm
- Recommended screws:  
14 wood screws 5\*70

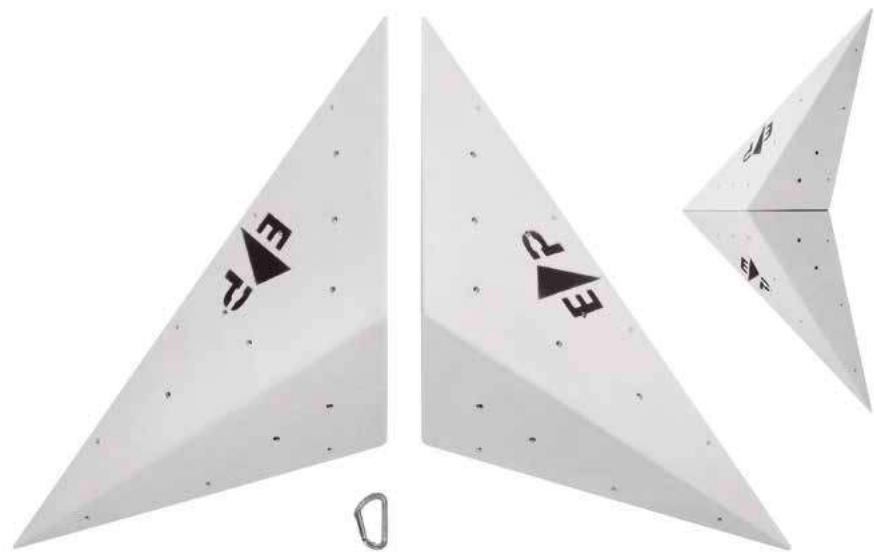
Ref. EMS065



Available in :








### Imothep

- 2 volumes
- 133\*100\*20cm
- Recommended screws:  
20 wood screws 5\*70

Ref. EMS070



Available in :




### Keops

- 1 volume
- 80\*70\*32cm
- Recommended screws:  
9 wood screws 5\*70

Ref. EMS064



Available in :



### Anubis

- 1 volume
- 80\*70\*33cm
- Recommended screws:  
12 wood screws 5\*70


Ref. EMS063



Available in :







Fibreglass Macros have always been present in ENTRE-PRISES Range. Iconic shapes such as Wok, Taijitu and Bubble have become a must-have standard.

From local gyms to world Championships, Route-setters are always finding new ways of using them!



 **MACROS**  
Round off the angles







### Eggcup S 1

- 1 macro
- 39\*39\*8 cm
- Recommended screws:  
6 woodscrews 5\*70

Ref. EMS096



NEW

Available in :



### Dish S

- 2 macro
- 38\*38\*11
- Recommended screws:  
6 woodscrews 5\*70

Ref. EMS101



NEW

Available in :



### Eggcup S 2

- 1 macro
- 39\*39\*10 cm
- Recommended screws:  
6 woodscrews 5\*70

Ref. EMS097



NEW

Available in :



### Dish M

- 1 macro
- 62\*62\*13cm
- Recommended screws:  
6 woodscrews 5\*70

Ref. EMS104



NEW

Available in :



### Eggcup M

- 1 macro
- 54\*54\*16 cm
- Recommended screws:  
6 woodscrews 5\*70

Ref. EMS099



NEW

Available in :







**Bucket L**

- 1 macro
- 77\*77\*26cm
- Recommended screws: 6 woodscrews 5\*70

Ref. EMS108



NEW

Available in :



**Taijitu S**

- 1 volume
- 34\*33\*16cm
- Recommended screws: 4 wood screws 5\*70

Ref. EMS111



NEW

Available in :



**Bucket XL**

- 1 macro
- 80\*80\*30cm
- Recommended screws: 6 woodscrews 5\*70

Ref. EMS109



NEW

Available in :



**Taijitu M**

- 1 volume
- 55\*51\*26cm
- Recommended screws: 7 wood screws 5\*70

Ref. EMS112



NEW

Available in :



**Taijitu L**

- 1 volume
- 83\*80\*40cm
- Recommended screws: 11 wood screws 5\*70

Ref. EMS113



NEW

Available in :







### Ufo 1

- 1 macro
- 72\*72\*26cm
- Recommended screws:  
6 woodscrews 5\*40

Ref. EMS090



Available in :



### Orb 3

- 2 macro
- 53\*53\*29
- Recommended screws:  
6 woodscrews 5\*40

Ref. EMS093



Available in :



### Orb 1

- 1 macro
- 74\*78\*33cm
- Recommended screws:  
6 woodscrews 5\*40

Ref. EMS091



Available in :



### Orb 4

- 1 macro
- 51\*51\*28cm
- Recommended screws:  
6 woodscrews 5\*40

Ref. EMS094



Available in :



### Orb 2

- 1 macro
- 40\*41\*20cm
- Recommended screws:  
6 woodscrews 5\*40

Ref. EMS092



Available in :



### Ufo 2

- 1 macro
- 60\*61\*46cm
- Recommended screws:  
10 woodscrews 5\*40

Ref. EMS095



Available in :







### Wok S

- 1 volume
- 60\*20cm
- Recommended screws:  
8 wood screws 5\*70

Ref. EMS033



Available in :



### Bubble

- 1 volume
- 60\*30cm
- Recommended screws:  
8 wood screws 5\*70

Ref. EMS062



Available in :

